



DLA Contract
SPE8EC-D-13-0022



GSA Contract
GS-30F-0027R



SINGLE DROP, 125 TON

125SD14105



SINGLE DROP, 125 TON

6 AXLE, NON DETACHABLE,
MAXIMUM PAYLOAD 250,000 LBS



HIGH QUALITY STEEL



Constructed with T-1 100K PSI yield strength Steel. The High Tensile Steel ensures the designed camber is retained, and allows for a longer product service life.

COLOR OPTIONS



Globe Trailers can powder coat to the color of your choice.

LANDING GEAR



2 speed Landing Gear, allows for 160,000 lbs static load.

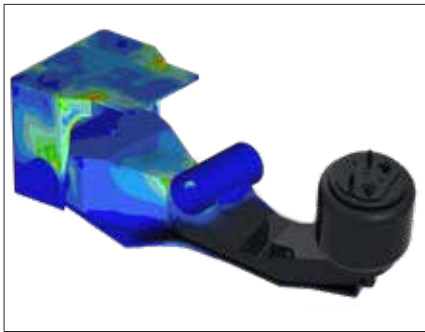
WHEEL OPTIONS



All Globe trailers come with standard HUB piloted disc wheels. Wheels are also available in all Aluminum or Outer Aluminum.



SUSPENSION STRENGTH



Low weight optimized durability, dual rate bushings with shear away pivot bolt that ensure a proper torque of 550 ft-lbs.

OFF ROAD TIRES



Special thread compound for enhanced resistance to cuts, chips, and tears. A wider foot print for extra traction and stability.

DECKING OPTIONS



Oak: Standard.
Apitong: Best strength to weight ratios of natural woods.
Rumber: Composite which is impervious to fluids, mud, oil and UV rays.

AIR BAGS



30,000 pound rated large diameter air bags are standard. This allows for lower operating pressure and higher capacity when needed.

STEMCO WHEEL WARRANTY



5 year wheel end warranty. Guardian wheel seals, Pro-Torq spindle nuts and Sentinel hub caps.

COLOR CODED HOSES



Color coded air hoses allow for easy trouble shooting and maintenance.




LIGHTING SYSTEM



All Lighting is LED and mounted in rubber grommets to DOT standards.

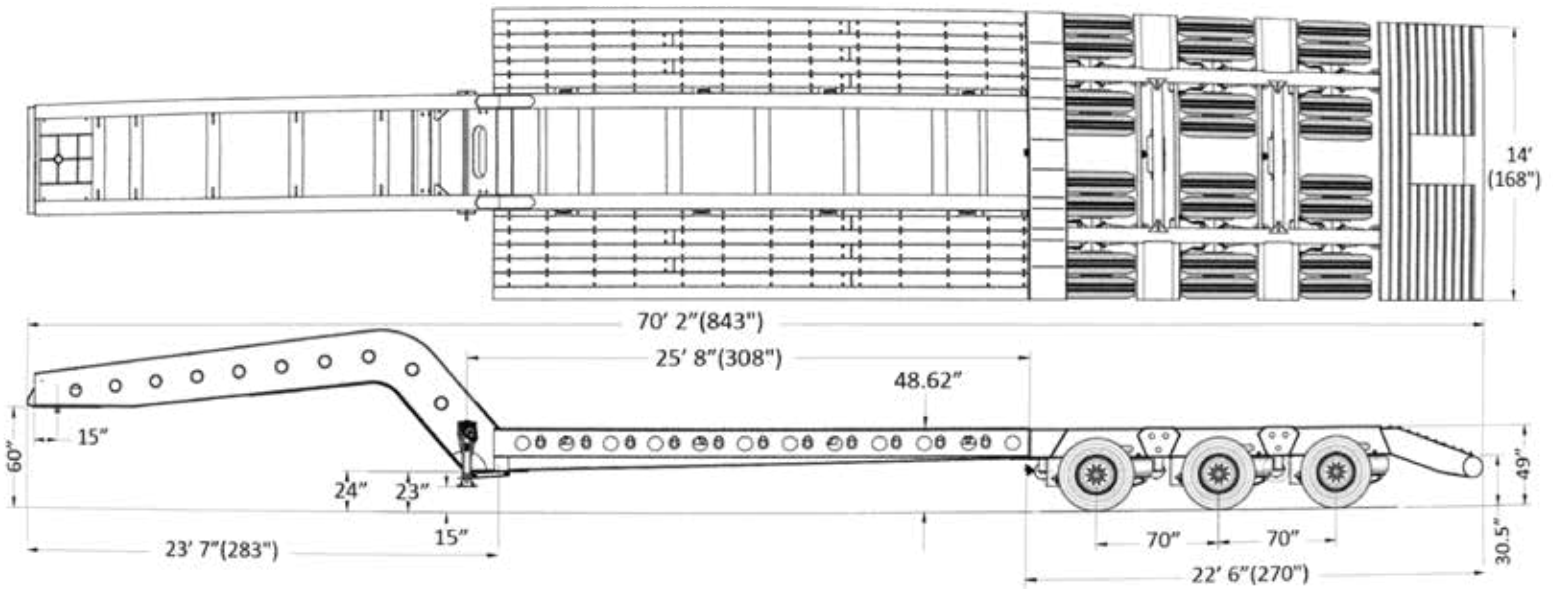
12" CROSS MEMBER SPACING



Standard 12" stubbed cross member spacing produces added strength to the trailer and also less stress on the decking, leading to a longer life of the decking material.



All Globe Trailers are 100% powder coat finished. The entire process takes place at Globe's manufacturing facility. This eliminates the possibility of contamination occurring in transit between process phases. The process starts with sandblasting the trailer to near white, preheating the trailer steel in a dedicated, gas fired oven to optimum bonding temperature and applying an electrostatically charged zinc rich primer. The trailer then goes back in the oven to allow the primer to bond. After the primer has bonded, a top coat chosen from one of Globe Trailers' 188 color options is applied before once more going back in the oven to cure. The result is a durable, easily cleaned finish that protects the trailer from corrosion and ensures a long service life.



Trailer Model: GTFS1253-70-26

Weight: Apx. 51,967 ± lbs

Overall Length	Overall Width	Gooseneck Length	Lower Deck Length	Lower Deck Height	Rear Deck Length	Rear Deck Height	Ground Clearance
70' 2" (843")	14' (168")	23' 7" (283")	25' 8" (308")	48.62"	22' 6" (270")	49"	23"

Main Deck	
Main Beam	17" Tapered A514
Centers	58" Standard
Side Rails	16" A514
Crossmembers	13.5" & 10"
Spacing	24"
Outriggers	Option
# Of D-Rings	Option
Front Ramps	N/A
Rear Deck	
# of D-Rings	Option
Decking/Flooring	
Main Decking	2 3/8" (Apitong)
Wheel Covers	Open
Well Decking	Open
Electrical	
Lights	LED Plus 2 - Rear Strobes
Connector	7 Way Connector
Tires & Rims	
Tires	315/80R x 22.5 "L"
Rims	8.25 x 22.5 Hub Piloted Steel
Landing Gear	
Holland Mark V	

Axles, Suspension, & Running Gear	
# of Axles	6
Axle Spacing	70"
Axle Capacity	30,000 lbs
Brakes	16 1/2" x 7" - 30K
ABS	Option
Axles (3 Rows x 2 Axles)	Fixed Type 30/30 NON-ABS
Air Ride Suspension - 30K	
Manual dump	
Gooseneck	
King Pin Style	Removable/Detachable
King Pin Setting	15"
Swing Clearance	206.5"
5th Wheel Height	60"
King Pin	2" & 3.5" Double Ended
Finish	
Sandblast & Powder Coat	
Mud Flaps & Reflective Tape	
Flag Holders	

Dealer: